



F3 AMERICAS | F4 UNITED STATES CHAMPIONSHIP
SCCA PRO RACING
FLAGS AND FLAGGING PROCEDURES

Flags are an official method for communicating with competitors. Flags may be replaced/supplemented by lights and/or reflective panels, which shall have the same meaning. As an FIA Certified series, we use a North American version of the FIA system.

PROCEDURE NOTES

If a session or race must be stopped, red flags are displayed at S/F and all stations. All cars cease racing, slow down and return to the pits. A no passing zone exists from the plane of a yellow flag displayed at a station to the plane of a green flag displayed at a station following the yellow and the incident. The green flag is displayed automatically.

A waved yellow is automatically backed up by a preceding standing yellow.













A full course caution is indicated by double standing yellows around the circuit. The incident station will continue to flag the incident as appropriate.




COMMUNICATON NOTES

Reports should be transmitted in real time, so Race Control can pass the information quickly to drivers and teams.

Begin each transmission with station number and flag condition: "Control – Three Waving."

Please make all communications as brief, clear and succinct as possible.

FLAG	COMMUNICATION
	GREEN: When displayed by the starter, signals the beginning or resumption of a session. Also shown following a yellow caution area to indicate passing may resume when beyond the green flag.
	BLACK/WHITE DIAGONAL: Competitor warning displayed with number board. Flag is shown at Start/Finish area and is used for improper driving conduct.
	BLACK: Summons competitor to pit lane for consultation and/or penalty. Shown with number board from start/finish and designated station(s) on the circuit. The summoned driver may cross the S/F line no more than twice before entering pit lane.
	BLACK/ORANGE CIRCLE: Informs competitor of a mechanical problem that may endanger the driver or other competitors. Shown with number board. Competitors must stop at their pit on the next approach to pit entry.
	SINGLE YELLOW: Stationary – Use caution, reduce speed, no passing – incident or hazard vehicle ahead. Waved – Increased caution, be prepared to stop if necessary. No passing from either until after a green flag.
	CODE 40 (VSC/VIRTUAL SAFETY CAR): All cars immediately reduce speed to 3500 rpm in second gear (40 mph/pit speed) and circulate in position single file, using additional caution through the incident. Do not pass, do not improve your position on track. Displayed around circuit, at S/F and pit out. Obey on sight. When the incident is resolved, purple flags will be replaced by green. This green may be obeyed on sight.
	DOUBLE YELLOW: Full course caution, slow down, use caution, no passing anywhere on the circuit. Flags are displayed at all stations. Double yellow may be used with or without a Safety Car. Drivers must gather single file behind the leader or Safety Car. The course shall remain under the full-course yellow until a green flag is displayed at start/finish and at the other flag stations around the course. Used on U.S. turns in lieu of SC boards.
	RED: The session has been stopped. Use caution and proceed immediately to pit lane. Overtaking is not permitted. During a race no work may be performed on vehicles unless authorized by the Race Director or Technical Director.
	SOLID BLUE OR BLUE/YELLOW DIAGONAL: Warns that faster cars are approaching or a following car may be in a competitor's blind spot. Use caution and sportsmanship – allow racing room.
	YELLOW/RED STRIPES: Caution – the racing surface may be affected by fluids or debris.
	STATIONARY WHITE AROUND CIRCUIT: Caution, slow moving vehicle ahead.
	WAVED WHITE AT START/FINISH: Indicates the last lap of a competition.

	WHITE/RED DIAGONAL AT START/FINISH: Emergency vehicles are on course.
	BLACK/WHITE CHECKERED: Shown at the completion of practice, qualifying, or race. All cars shall exit the course once they have received the checkered flag and passed start/finish.
	SC BOARD: Shown at start/finish. Indicates the Safety Car is on the circuit.